



Welcome





BCBOA RULES INTERPRETER

Mike Paulson

E-mail: mpaulsonref@yahoo.com

Cell: (610) 413-4470



Rule Change Topics

- **Specific terminology for a legal basketball**
- **An exception has been added to backcourt violations when deflected by the defense**





2018-19 NFHS BASKETBALL RULES POWER POINT

National Federation of State
High School Associations

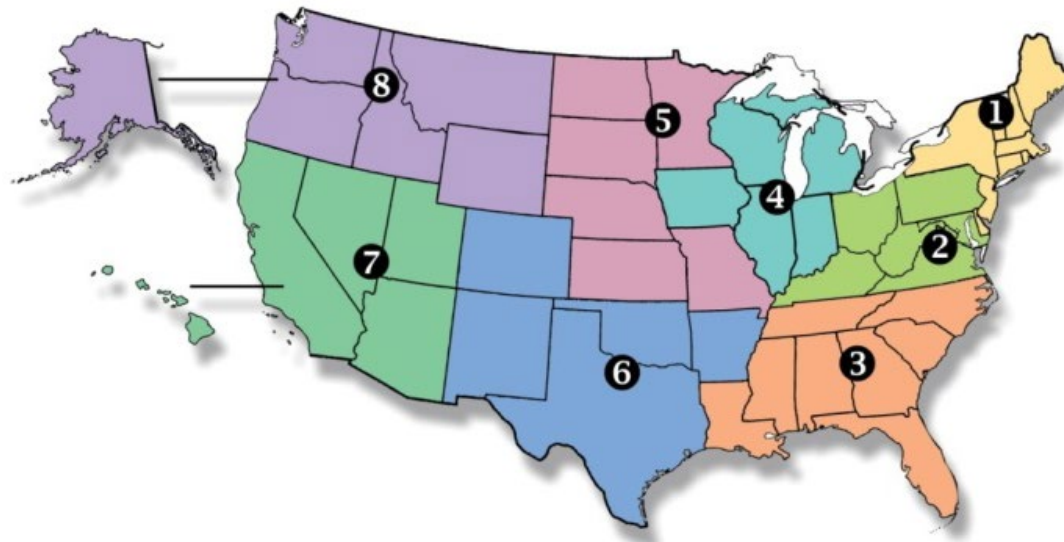


Take Part. Get Set For Life.®

Welcome to the 2018-19 Basketball Power
Point Presentation.

NATIONAL FEDERATION OF STATE HIGH SCHOOL ASSOCIATIONS

- Membership = 50 member state associations and D.C.
- NFHS reaches more than 19,000 high schools and 12 million participants in high school activity programs, including more than 7.8 million in high school sports.



NFHS RULES BOOK AS E-BOOKS

National Federation of State High School Associations



GET NFHS RULES ON YOUR MOBILE DEVICE

Have you been without your printed rules book and needed to find an obscure rule quickly, make a note or highlight a rule?

E-books Features:

- Searchable
- Highlight Areas of Interest
- Make Notes
- Easy Navigation
- Adjustable Viewing Size
- Immediate Availability



www.nfhs.org/ebooks

NFHS Rules and Case e-books for \$6.99 each

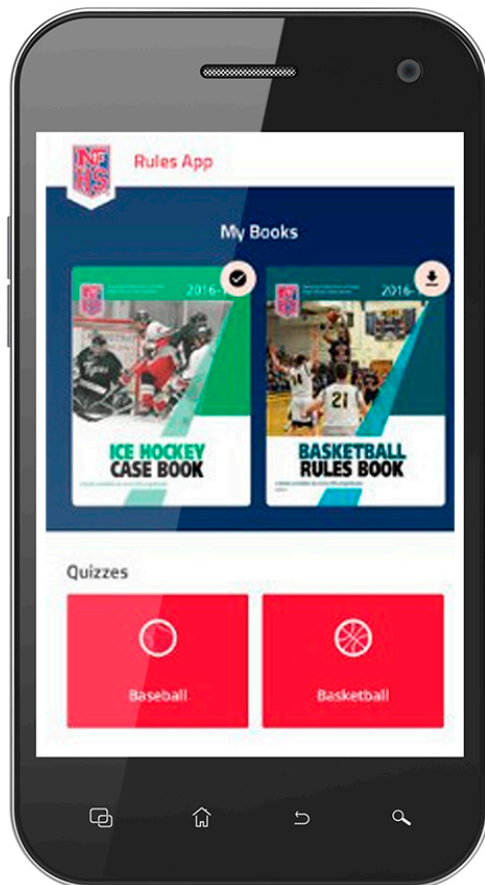
Download from iTunes or Amazon

E-books features:

- Searchable
- Highlight areas of interest
- Make notes
- Easy navigation
- Adjustable viewing size
- Immediate availability



NEW NFHS RULES APP



Rules App features:

- Searchable
- Highlight notes
- Bookmarks
- Quizzes for all sports
- Easy navigation
- Immediate availability
- Free to paid members of the NFHS Coaches and Officials Associations
- www.nfhs.org/erules for more information





2018-19 NFHS

BASKETBALL
RULES CHANGES



RULE 1-12-1c

The ball shall have a deeply-pebbled, granulated surface, with horizontally shaped panels bonded tightly to the rubber carcass.



NFHS PARTNER



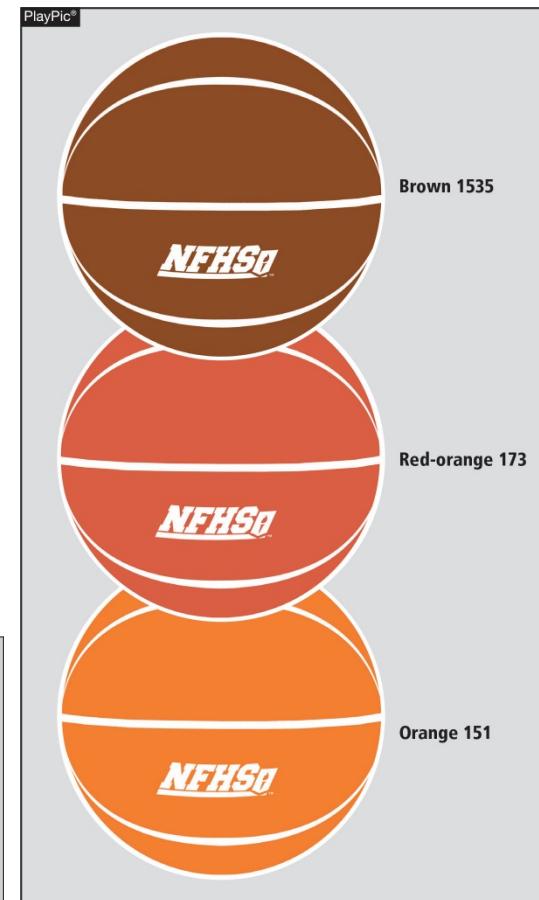
BALL RULE 1-12-1c

A legal game ball, as shown, shall have a deeply-pebbled, granulated surface with horizontally shaped panels bonded tightly to the rubber carcass.



BALL RULE 1-12-1c

Reminder: The pebbled, granulated surface shall include the NFHS Authenticating Mark and feature one of three approved colors, effective with the 2019-20 season.



NIKE HYPER ELITE – NOT APPROVED



- This ball is not an NFHS approved basketball
- Nike notified NFHS that states were using the ball
- Does not meet the rules description
- State Associations were notified in the spring of 2018 of the status of this ball

SHOT TRACKER

- Instant stats and analytics are available for each player when Shot Tracker is used
- Shot Tracker = enabled ball + Player sensors + Anchors in the rafters
 - Enabled Ball has sensor inside - cannot be used in an NFHS contest – several companies now involved
 - Player sensors –worn in the socks, on the shoestrings, inside wristband
 - Anchor in the rafters – no rule against
- NFHS - System can only be used during practice; not approved for use during high school contests





RULE 9-9-1


A player shall not be the first to touch the ball after it has been in team control in the frontcourt, if he/she or a teammate last touched or was touched by the ball in the frontcourt before it went to the backcourt.

EXCEPTION: Any player located in the backcourt may recover a ball deflected from the frontcourt by the defense.




BACKCOURT RULE 9-9-1

An exception has been added to the rule to clarify that any player located in the backcourt may recover a ball deflected from the frontcourt by the defense even if the ball has not touched in the backcourt following the deflection, as shown in the PlayPic.




BACKCOURT RULE 9-9-1

It was already legal for an offensive player to be the first to touch the ball in the backcourt, if it was last touched in the frontcourt by a player on the defensive team, and if the ball had obtained backcourt status before the recovery.




SCREEN RULE 4-40

A new entry in the NFHS Basketball Rules Book clarifies that a player standing on a boundary line cannot set a legal screen because he/she does not have legal position on the playing floor. PlayPic A shows a legal screen as the screener is inbounds with legal position.



SCREEN RULE 4-40

- In PlayPic B, the screener is on or outside the boundary line and is therefore not in a legal position to set a screen. Any illegal contact is a foul on the screener.





Points of Emphasis

1. Sports Medicine
2. Coach Responsibility for Dress and Apparel
3. Rules Review
4. Officiating Professionalism and Use of Proper Terminology*





2018-19 NFHS

BASKETBALL POINTS OF EMPHASIS



SPORTS MEDICINE


CONCUSSION RECOGNITION AND RISK MINIMIZATION

Concussions continue to be a focus of attention in contact and collision sports at all levels of athletic competition. Widespread education on best practices in concussion management has led to the adoption of rules changes and concussion-specific policies by multiple athletic organizations, state associations and school districts.



SPORTS MEDICINE: CONCUSSION RECOGNITION

- It is important for contest officials to communicate with coaches when they observe action that might have resulted in a possible concussive event for a player(s).
- Officials are not expected to assume the role of medical professionals and attempt to diagnose injuries or concussions.



CONCUSSION PROTOCOL

When it is suspected that a player has a concussion, follow the “Heads Up” 4-step Action Plan.

- **Remove the athlete from play.**
- Ensure the athlete is evaluated by an appropriate health-care professional.
- Inform the athlete’s parents/guardians about the possible concussion and give them information on concussion.
- Keep the athlete out of play the day of the injury until an appropriate health-care professional (**M.D./D.O.**) says the athlete is symptom-free and gives the okay to return to activity.



CONCUSSION RECOGNITION

- Recent research has shown that early recognition of concussion symptoms and immediate removal from play result in a quicker recovery time. Coaches and game officials must be familiar with the signs and symptoms of a possible concussion so that appropriate steps can be taken to safeguard the health and safety of injured students.



CONCUSSION RECOGNITION

- There is no evidence that any type of soft headgear will prevent concussions in basketball. However, many concussions result from player to player collisions, or falls onto the court. Therefore, if coaches and officials strive to eliminate rough play through proper instruction and rigorous enforcement of the rules, the opportunity exists to greatly minimize concussion risk in practices and contests.



SPORTS MEDICINE: INJURY/CONCUSSION

Coaches, officials and game administrators must continue to recognize and follow proper protocols for injuries and concussions.



ANKLE SPRAINS

- Ankle sprains are the most common injury seen in boys and girls high school basketball, often forcing athletes to miss significant playing time. Upon returning to activity, if not properly treated, an ankle sprain may limit the athlete's ability to play effectively for weeks, months, or even years following the initial injury. Fortunately, many of these injuries can be prevented.



ANKLE SPRAINS

- The NFHS SMAC strongly advises that all basketball coaches take a proactive role in minimizing the risk of ankle sprains in their athletes. There is a great deal of research that shows a simple series of exercises and the regular use of ankle braces will eliminate 50-60% of all ankle sprains in high school basketball players.




ANKLE SPRAINS

- An effective exercise program can be performed with minimal equipment in as few as 5-10 minutes a day, 3 days a week, prior to and throughout the season. The program should include a proper warm-up, lower leg stretches, ankle strengthening with elastic bands, and exercises focusing on jumping and balance. Lace up ankle braces should be worn over a single pair of socks and the braces must be used for all practices and games. Wearing ankle braces does not affect an athlete's speed or agility, nor do they "weaken" the ankles or lead to other injuries.



SPORTS MEDICINE: INJURY RECOGNITION

Coaches should teach and require specific exercises, stretches, drills, etc., appropriate for the sport, to strengthen muscles in injury-prone areas and assist players with learning proper techniques that will minimize injuries when they practice and while competing.



GENERAL GUIDELINES FOR UNIVERSAL PRECAUTIONS

NFHS Sports Medicine Advisory Committee (SMAC) has outlined strategies for reducing potential exposure to infectious diseases include following Universal Precautions such as:

- An athlete who is bleeding, has an open wound, has any amount of blood on his/her uniform, or has blood on his/her person, shall be directed to leave the activity (game or practice) until the bleeding is stopped, the wound is covered, the uniform and/or body is appropriately cleaned, and/or the uniform is changed before returning to activity.



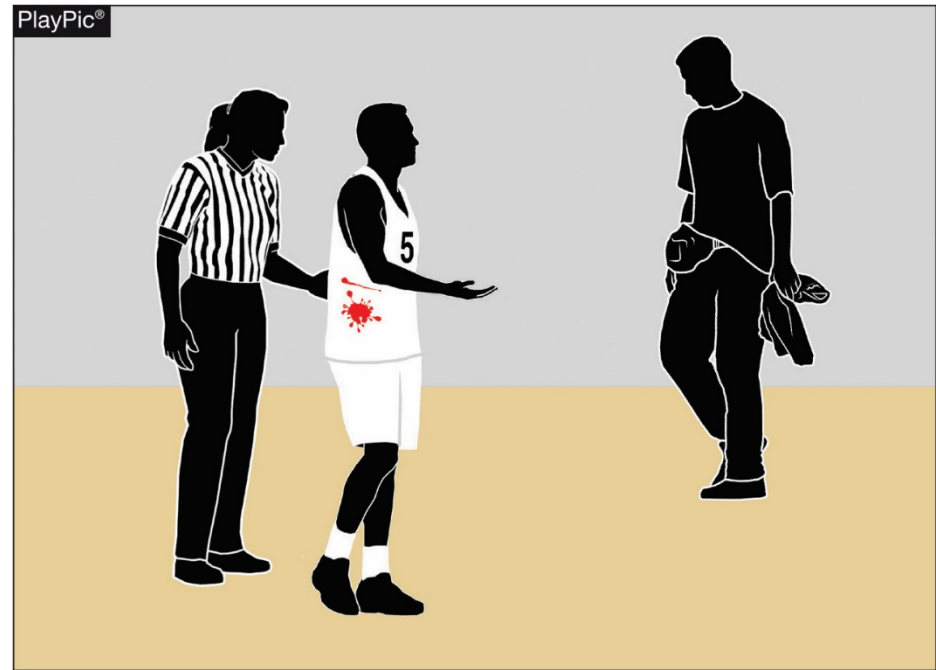
GENERAL GUIDELINES FOR UNIVERSAL PRECAUTIONS

- Anyone cleaning a uniform or playing surface must wear gloves and use Universal Precautions to prevent blood or body fluid-splash from contaminating themselves or others.
- Clean all contaminated surfaces and equipment with disinfectant before returning to competition.
- Any blood exposure or bites to the skin that break the surface must be reported and immediately evaluated by an appropriate health-care professional.



SPORTS MEDICINE: PROPER MANAGEMENT OF BLOOD ISSUES

Rule 3-3-7 specifically details that a player who is bleeding, has an open wound, has any amount of blood on his/her uniform or has blood on his/her person shall be directed to leave the game until the bleeding is stopped, the wound is covered or the uniform is properly cleaned or changed.



RESPONSIBILITY FOR PROPER UNIFORM AND APPAREL

- The NFHS Basketball Rules Committee remains concerned with the number of reports of improper uniforms, uniform adornments, and non-compliant accessories being worn by players in games. State associations report that an inordinate amount of time is being spent with interpretations, clarifications, and reminders concerning items worn on both the arms and legs that contradict current rule language. At the same time, there is not unified support according to nationwide questionnaires for either more restrictive or less restrictive rule code changes.



RESPONSIBILITY FOR PROPER UNIFORM AND APPAREL

- The committee is left to conclude that the existing rule code adequately addresses the requirements, but must be understood by coaches and players, and properly applied by contest officials. The responsibilities in this area are clear:
 - It is the coach's role to know the rules, allowances, and restrictions, and to ensure the players are properly informed. The head coach, by rule, shall not permit a team member to participate while wearing an illegal uniform. It is therefore incumbent on the coach to be sure the rules and restrictions have been reviewed by the team including and especially, allowable accessories.



RESPONSIBILITY FOR PROPER UNIFORM AND APPAREL

- It is the officials' role to monitor the players and the uniform. This role begins in pre-game warmups, even when all of the uniform and accessories may not be visible. Vigilance, visual monitoring, and communication with both coaches and players during this time may prevent unfortunate situations and their subsequent penalties. Violations cannot be ignored. When preventative monitoring can prevent a player from entering the game with non-compliance items, those steps should be taken. If that isn't possible, then proper penalties must be levied, whether it be against the player or the coach (dependent upon the rule).



RESPONSIBILITY FOR PROPER UNIFORM AND APPAREL

- While it is difficult to stay in front of these issues with an ever-changing marketplace, the rules in place are clear, and if properly applied by all parties, additional measures may not be necessary.



COACHES RESPONSIBLE FOR DRESS/APPAREL


PlayPics A and B show a legal jersey and undershirt, while PlayPic C shows a legal jersey but an illegal undershirt which has multiple manufacturer's logos. The undershirt must be removed before the participant is allowed to play. The coach is not charged a technical foul.

Note: Head coaches are responsible for making sure their players' uniforms are legal, and are subject to a technical foul per Rule 10-6-4 if they allow a player to participate while wearing an illegal uniform.



COACHES RESPONSIBLE FOR DRESS/APPAREL

- Coaches shall not allow players to wear illegal equipment or apparel. Should a team member participate while wearing illegal equipment or apparel, the penalty requires the player being removed from the game or not allowed to start the contest upon discovery.



RULES REVIEW AND AREAS OF EMPHASIS

- The NFHS Basketball Rules Committee has identified three areas where it feels the rules in place are appropriate for this level of play but need renewed emphasis as the skill level, and the ability of players continues to improve, and players attempt to duplicate actions performed on other levels.



ESTABLISHING PIVOT FOOT AND TRAVELING

- The strategies for properly enforcing the traveling rule requires officials to first and foremost, determine that player's options for the use of a pivot foot. Officials must be in the proper position with a good, wide-angle view of the player's feet and body.
- With the advent of popular moves such as the "euro step," officials at times appear to call infractions that are not violations because they "look funny" and at the same time, miss violations that should be called. A great deal of this can be solved by reminders concerning what is allowed by the player with his/her pivot foot.




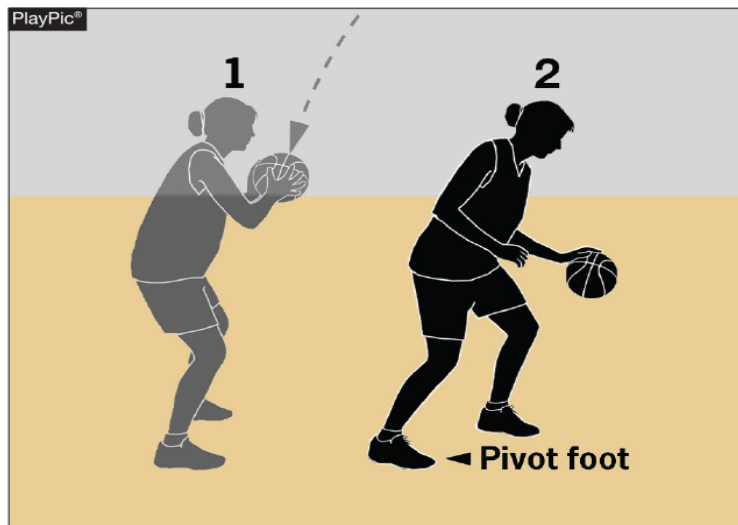
ESTABLISHING PIVOT FOOT AND TRAVELING

- After coming to a stop and establishing a pivot foot, a pivot foot may be lifted, but not returned to the floor, before the ball is released on a pass or try for goal. If the player jumps, neither foot may be returned to the floor before the ball is released on a pass or try for goal. The pivot foot may not be lifted before the ball is released to start a dribble.
- Knowing the rules will better allow the officials to administer the rules related to traveling.



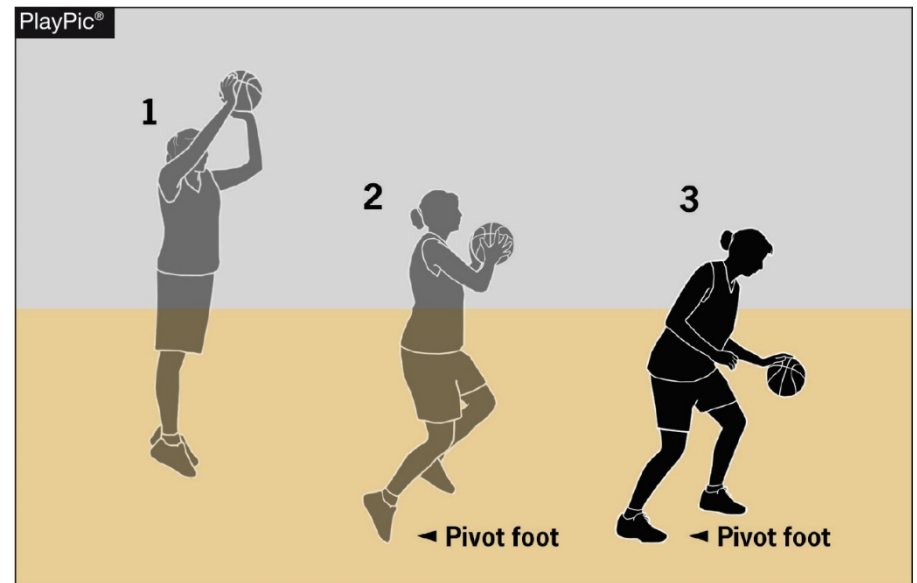
ESTABLISHING PIVOT FOOT

- A player who catches the ball with both feet on the floor may pivot using either foot.
- A player who catches the ball in the air and lands on both feet may pivot using either foot.



ESTABLISHING PIVOT FOOT

If a player catches a pass in the air and lands with one foot touching the floor prior to the other foot touching, the foot touching the floor first becomes the pivot foot.



LEGAL GUARDING POSITION, BLOCK/CHARGE, SCREENING, VERTICALITY

- For 2018-19, the NFHS Basketball Rules Committee feels it imperative to remind coaches, officials and players about the restrictions in specific contact situations. Fundamental to each of these is the establishment of a legal guarding position with these reminders: Rule 4-23 defines guarding position.
 - Once established, the defense can adjust to absorb contact or react to play while maintaining that position.



LEGAL GUARDING POSITION, BLOCK/CHARGE, SCREENING, VERTICALITY

- Once established and maintained legally, block/charge must be ruled when occurring.
- Many times, a no call is not appropriate as a determination must be made.
- A defender does NOT have to remain stationary for a player control foul to occur. After obtaining a legal position, a defender may move laterally or obliquely to maintain position but may NOT move toward an opponent.
- Blocking is illegal personal contact with impedes the progress of an opponent with or without the ball.



LEGAL GUARDING POSITION, BLOCK/CHARGE, SCREENING, VERTICALITY

- Charging is illegal personal contact caused by pushing or moving into an opponent's torso.
- There must be reasonable space between two defensive players or a defensive player and a boundary line to allow the dribbler to continue in her path.
- If there is less than 3 feet of space, the dribbler has the greater responsibility for the contact.
- A player with the ball is to expect no leniency regarding space.
- A player without the ball is to be given distance to find and avoid the defender (two strides by rule).




LEGAL GUARDING POSITION, BLOCK/CHARGE, SCREENING, VERTICALITY

- A player must be in-bounds to have a legal guarding position.
- If an opponent is airborne (whether or not he/she has the ball), legal guarding position must be obtained before the opponent left the floor
- Diligence and constant review of game video and the rules code will help officials be consistent in the application of these rules.




LEGAL GUARDING POSITION

Player 3 has obtained a legal guarding position with both feet touching the playing court and he is facing the opponent.



LEGAL GUARDING POSITION

Once a legal guarding position is established, a defensive player may move laterally or obliquely to maintain the guarding position provided it is not toward the player when contact occurs.



GUARDING PLAYER WITH BALL

The guard may raise hands or jump within his or her own vertical plane.



LOOSE BALL RECOVERY

- The committee feels that excessive physical contact while recovering a loose ball can be properly administered and prevent situations from escalating into more egregious acts. Also, the rules about recovery of the ball require constant review to ensure that acts are not deemed as violations that are in fact legal.



LOOSE BALL RECOVERY

- Officials need to concentrate on possession of the ball and the players being hindered or obstructed from their legal path to the loose ball in determining infractions. If the loose ball is possessed by opponents, blow the whistle immediately. If a player is impeded by an opponent, rule a foul immediately.
- A fumble is the accidental loss of player control when the ball unintentionally drops or slips from a player's grasp. After losing control of the ball, distance is not a factor in going to recover the ball.



LOOSE BALL RECOVERY

- If a player dives for a loose ball, gets control of it and his or her momentum causes the player to slide with the ball, there is no violation. It does not matter how much distance the slide covered. Once the sliding player has stopped, the player may sit up, but the player cannot roll over or attempt to rise from the floor while holding the ball.
- A defender trying to recover the ball from the player in possession has a responsibility to avoid illegal contact. If there is illegal contact, then the appropriate foul should be ruled.



LOOSE BALL RECOVERY

- If a player is going for a loose ball and an opponent dives or throws his or her body which changes the direction of the player going for the loose ball, this must be considered illegal contact and a foul ruled. If a player is in possession of a loose ball and an opponent dives on top of that player, a foul must be ruled.



LOOSE BALL RECOVERY

- Without question, incidental contact is part of the judgment in loose ball situations. However, much contact is not incidental to getting the ball, but rather is violent contact with no chance to get the ball. The loose ball situation with players diving or rolling on the floor is a situation where the potential for injury increases in proportion to the number of players involved and the amount of time the ball is loose. The player who gains possession while on the floor is often fouled two or three times before passing the ball or before a held ball is called.




LOOSE BALL RECOVERY

- A review of past situations shows that in some cases, officials have also erroneously called a "held ball" prematurely to stop action rather than calling the contact foul before a player gains possession. A player going after a loose ball should not expect to be pushed, grabbed, elbowed, blocked or tackled as a penalty for going after the ball.



LOOSE BALL

- A loose ball requires contest officials to be on alert for how players position themselves to go after the ball.
- Jumping or piling onto players on the floor during a loose ball situation is a foul.



SUMMARY

- The constant review of establishing a pivot foot, legal guarding, proper uniform, loose ball recovery will allow for consistent understanding by players and coaches, and consistent application by contest officials.



OFFICIATING PROFESSIONALISM AND USE OF PROPER TERMINOLOGY

- The final point of emphasis by the committee deals with professionalism by officials. In an era where officials are more needed than ever, it is important that officials maintain professionalism that leaves no one questioning their motivations. Key in this professionalism is the use of proper terminology.
- In an era of round-the-clock commentators using today's latest lingo to describe game situations to entertain, officials cannot be caught up in that shift to less than professional terminology.



USE OF PROPER TERMINOLOGY

- A few examples of using the proper terminology include-
 - Backboard (NOT Glass)
 - Division Line (NOT Center, Mid-Court, or Time Line)
 - End Line (NOT Baseline)
 - Fumble (NOT a Muff)
 - Goal (NOT Basket)
 - Grant Time-Out (NOT Call Time-Out)
 - Held Ball (NOT Jump Ball)
 - Obtain (NOT establish)



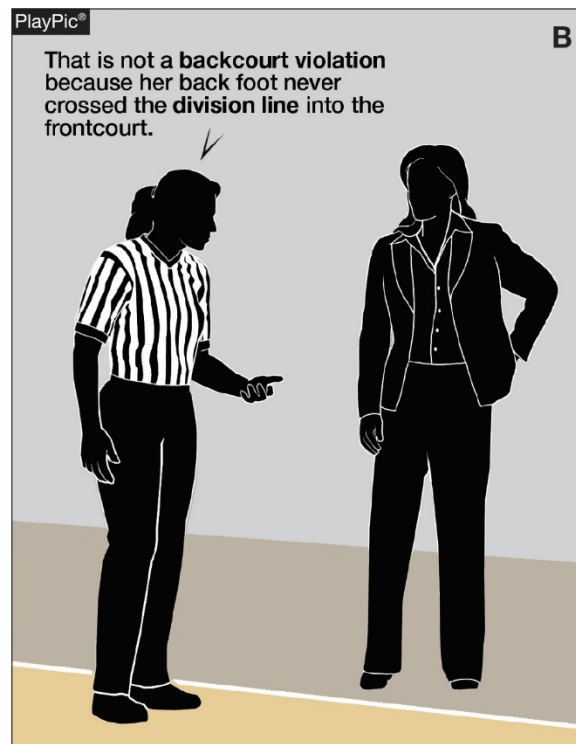
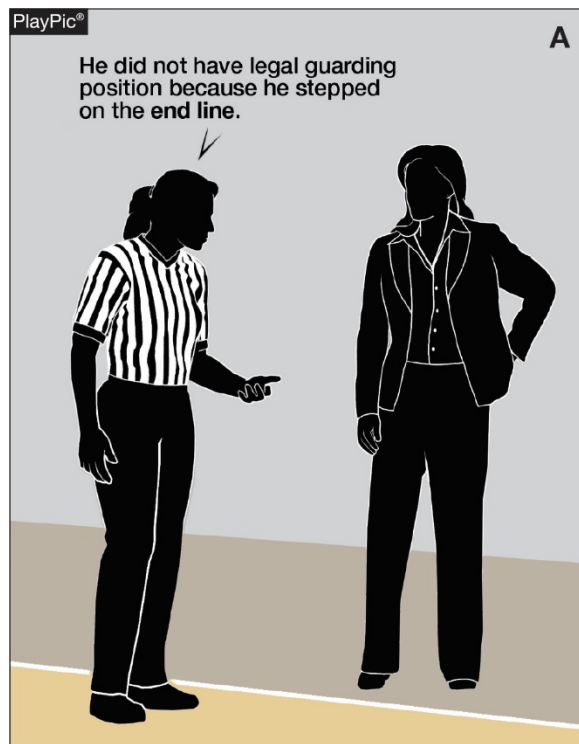
USE OF PROPER TERMINOLOGY

- Officiate Game (NOT Call, Control, Manage, Ref, Work; Officials Officiate the Game)
 - Request Time-Out (NOT Call Time-Out)
 - Ring (NOT Rim)
 - Screen (NOT Pick)
 - 60-Second Time-Out (NOT Full Time-Out)
 - Traveling (NOT Walk)
- The use of proper terminology is one of many steps to ensure that the perception of game officials and the reality of their actions, remains on a higher plane and a critical part of the game.



OFFICIATING PROFESSIONALISM

Officials need to maintain professionalism by using proper terminology while on the court, as shown in PlayPics A and B.



OFFICIATING PROFESSIONALISM

- Also, wearing the proper uniform is critical. A neatly groomed official instantly has more credibility with the coaches, game administration, and even the patrons at the game. This includes the proper uniform, properly maintained shoes, a neatly maintained pre-game jacket if worn, and the wearing of only approved items by all contest officials.



OFFICIATING PROFESSIONALISM

- Lastly, this professionalism is always on display when the officials interact with others at the site. Professional interaction with the other contest officials while on the court, with the game management and table crew, and with the coaches involved in the game are a vital step in “selling” yourself as an official. As the saying goes, you never get a second chance to make a first impression.



OFFICIATING PROFESSIONALISM

- Maintaining a level tone of voice in all conversations, professionally addressing and interacting with the table crew are very visible signs of your professionalism. Those individuals are key to your maintaining a good game atmosphere and will help ensure the accuracy of all of the necessary elements in managing the games.



OFFICIATING PROFESSIONALISM

- All interactions with coaches must be professional, and the conduct of the officials during these situations must be above reproach. Game officials must ensure that no matter the situation, professional actions carry the day!



OFFICIATING PROFESSIONALISM & USE OF PROPER TERMINOLOGY

- A good relationship with game management is also critical. Officials must identify their “go to” person in the event of a situation such as the need to address a conduct situation involving fans. Officials should not, as a rule, have any dealings with fans but must rely on the game administration to intercede in these cases. Therefore, the development and nurturing of that positive relationship with game management are essential to the conduct of a contest.



RULES REVIEW

Game officials must fully understand certain rules pertaining to traveling, legal guarding position and loose ball recovery.





PIAA Exceptions to NFHS:

A. Uniform*:

1. Shirt - Alternating black and white 1-inch vertically striped, short-sleeved shirt A PIAA patch must be worn on the left shoulder. Wide panel shirts are not permitted.
2. Slacks - Black full length trousers.
3. Belt – Black (if worn).
4. Socks - Black.
5. Shoes - Solid black with black laces.
6. Lanyard - Black.
7. Whistle – Black (Pink whistle, single game only “awareness” contest, no other pink items permitted, not for a month, etc.)

*All approved uniforms are listed in the officials’ manual at www.piaa.org



PIAA Exceptions to NFHS:

B. Disqualification:

Any Coach and/or contestant ejected for unsportsmanlike conduct or flagrant misconduct is disqualified for the remainder of the day and in all Contests on the next Contest day of the same level (varsity, junior varsity, or otherwise). For a Coach, participation in the next Contest includes any contact by the Coach with members of the Team, including other Coaches, between the time that the Team arrives at the Contest site and the conclusion of the last Contest of the day. The Principal must direct the Coach not to attend all of the Contest(s).



B. Disqualification cont.

Any Coach and/or contestant ejected from the last Contest(s) in that sport in a sport season is disqualified from Coaching and/or participating in the first Contest(s) in that sport in the subsequent sport season, at the same level (varsity, junior varsity, or otherwise) of competition, at any PIAA member school or, if the Coach and/or student changes levels of competition, such as from junior varsity to varsity, the first Contest(s) in that sport.



B. Disqualification cont.

The official must file a report with the PIAA Office within 24 hours of the contest.

In Basketball, the athletic director and principal must meet with the ejected coach/contestant and detail in a report what corrective action has been taken. This report then must be signed by all parties and sent to the district Basketball chairperson.



PIAA Exceptions to NFHS:

Sportsmanship:

1. It is mandatory that both head coaches attend the pre-game meeting with the captains and officials.
2. PIAA requires all registered sports' officials to enforce the sportsmanship rule for the coaches and contestants. The statement is located on the back of the official identification card as well as the Pre-Season Basketball Bulletin and must be read to the head coaches and captains at the pregame meeting.



SPECIAL NOTE ON SPORTSMANSHIP

This message shall be read to the head coach and captains prior to each contest officiated by a registered PIAA official. This message shall be enforced by contest officials and its enforcement shall include a strict and swift enforcement when unsportsmanlike actions involve demeaning remarks or actions that may be related to the racial or ethnic background of any party.

PIAA requires all registered sports' officials to enforce the sportsmanship rules for coaches and contestants. Actions meant to demean opposing contestants, team, spectators, and officials are not in the highest ideals of interscholastic education and will not be tolerated. Let today's contest reflect mutual respect. Coaches please certify to the officials that your players are legally equipped and uniformed according to NFHS rules and PIAA adoptions. Good luck in today's contest..



Television Monitor Review/Media Timeouts

- May use television/replays for post-regular season tournament (PIAA Championship games only) for determining two or three-point goal or if try is released prior to expiration of time and could make a difference the game outcome
- Media Timeouts may be used in Inter-district play. Playoff officials should review media timeout procedures in pregame. This is available at www.piaa.org/rules



- Adopt Rules 1-13-2 and 1-13-2 NOTE, Coaching box and alternate placement of same, at all levels (varsity, junior varsity, or otherwise) of competition
- Adopt Rule 10-5-1, the head coach, at all levels (varsity, junior varsity, or otherwise) of competition, may be off the bench in front of his/her seat within the confines of the designated 28-foot coaching box to give instructions to his/her players and/or substitutes
- Fall season note: Fall basketball leagues are to play under the previous seasons' rules. Rule changes take effect on the official winter start date and may begin with pre-season scrimmages.



- 3-3-8... Any player who exhibits signs, symptoms or behaviors consistent with a concussion (such as loss of consciousness, headache, dizziness, confusion, or balance problems) shall be immediately removed from the game and shall not return until cleared by an appropriate health care professional.
- PIAA Modified Rule 3-3-8 (Concussion Rule), to clarify that “an appropriate health-care professional” is a licensed physician of medicine or osteopathic medicine (MD or DO).



- Adopt Rule 5-5 NOTE, running clock, at all levels (varsity, junior varsity, or otherwise) of competition, upon completion of the first half and one Team gains a 40-point differential over its opponent, the clock shall be stopped only when an official's time-out is taken, a charged time-out is granted, a period ends, or administering free throws.



PUBLIC ADDRESS PROTOCOL

- The public address announcer is considered a bench official for all PIAA District and Inter-District Contests. He/she shall maintain complete neutrality at all times and, as such, shall not be a “cheerleader” for any Team.



RELIGIOUS HEADWEAR GUIDELINES

- Religious headwear is permitted provided it is not abrasive, hard, or dangerous to the participant and any other player and must be attached in such a way it is highly unlikely to come off during play. Religious headwear does not need to comply with any of the color restrictions defined in applicable sport uniform codes.
- Hijabs, turbans and yarmulkes are acceptable types of religious headwear.



THE HOME TEAM WILL SUPPLY THE GAME BALL DURING INTER-DISTRICT BASKETBALL PLAYOFF CONTESTS

- The HOME team will supply the game ball for the entire contest during Inter-District playoff contests.



ABSENCE OR WITHDRAWAL OF OFFICIAL AT CONTEST

- Where a PIAA-registered official engaged to officiate a Contest does not timely arrive at the Contest site, is unwilling to officiate, or is unable (for medical or other reasons) to complete a Contest that is underway, the participating schools and/or Contest manager shall proceed as follows:
- An effort should be made to find a replacement PIAA-registered official to officiate the Contest.



ABSENCE OR WITHDRAWAL OF OFFICIAL AT CONTEST cont.

- If (1) no PIAA-registered official willing to officiate the Contest can be located within a reasonable period of time, (2) the Contest was to have multiple officials, and (3) one or more officials remain available to officiate, the schools, with the consent of the remaining official(s), may agree to proceed with the Contest.



ABSENCE OR WITHDRAWAL OF OFFICIAL AT CONTEST cont.

- This should only occur if the schools and officials agree that they can do so without posing an increased risk of injury to the participants. The Contest may not proceed if any participating school, or the remaining official(s), believes that proceeding would result in an increased risk of injury. This provision will only apply when the number of required officials falls below the number listed in the corresponding NFHS rules book.



ABSENCE OR WITHDRAWAL OF OFFICIAL AT CONTEST cont.

- If no PIAA-registered official is available to officiate the Contest, or the parties cannot agree to continue under #2 above, the Contest may not proceed. Reasonable efforts should be made to reschedule the Contest. If the Contest was already underway before the loss of an official, the rescheduled Contest will resume at the point of suspension, subject to the rules of the contest.



National Federation of State
High School Associations



QUESTIONS?

Take Part. Get Set For Life.™



1-12-1c NEW

The ball shall have a deeply-pebbled, granulated surface, with horizontally shaped panels bonded tightly to the rubber carcass.



9-9-1 – Exception:

Any player located in the backcourt may recover a ball deflected from the frontcourt by the defense.



Religious Headwear:

Non dangerous religious headwear is permissible and need not meet the color restrictions.



National Federation of State
High School Associations



**THANK YOU and
HAVE A GREAT SEASON!**

Take Part. Get Set For Life.™